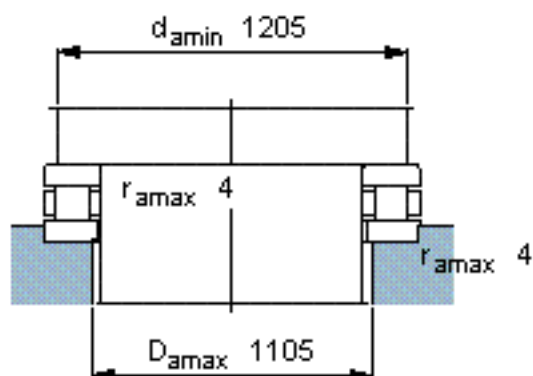
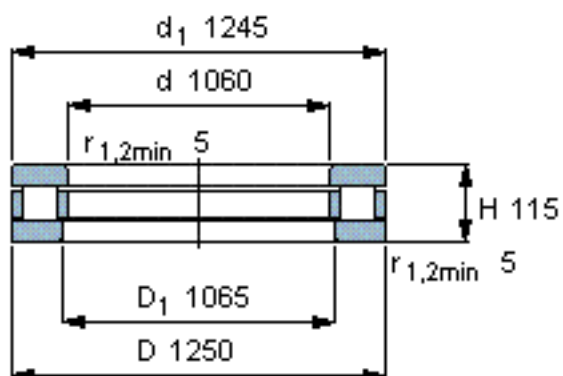


SKF 891/1060 M参数

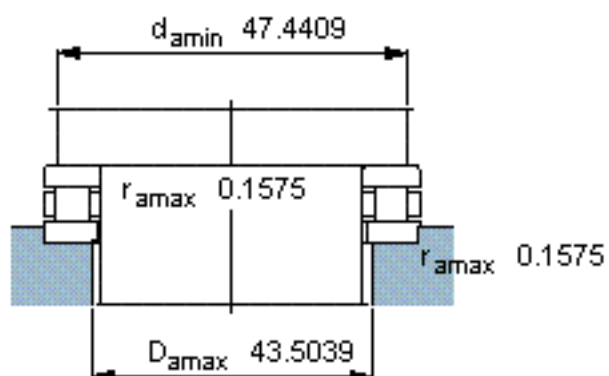
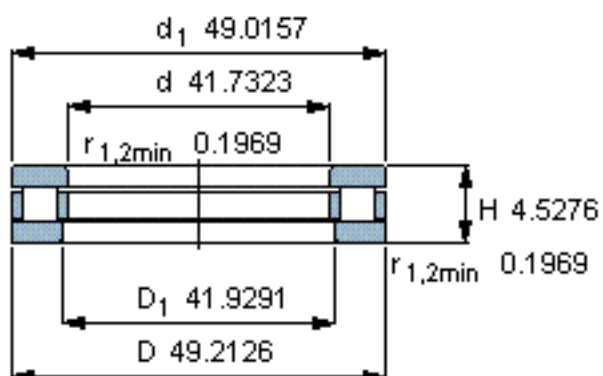
主要尺寸	d	1060	mm	-
	D	1250	mm	-
	H	115	mm	-
基本额定载荷	C	4150000	N	动载荷
	C_0	31000000	N	静载荷
疲劳载荷极限	P_u	1660000	N	-
最小载荷系数	A	77	-	-
额定转速	额定转度	140	r/min	-
	极限转速	260	r/min	-
重量	重量	260000	g	-
型号	完整轴承	891/1060 M	-	-
	滚子和保持架推力组件	-	-	-

SKF 891/1060 M图片

完整轴承



完整轴承



参考资料:<http://www.sozhou.com/p/6a08e9eb.html>