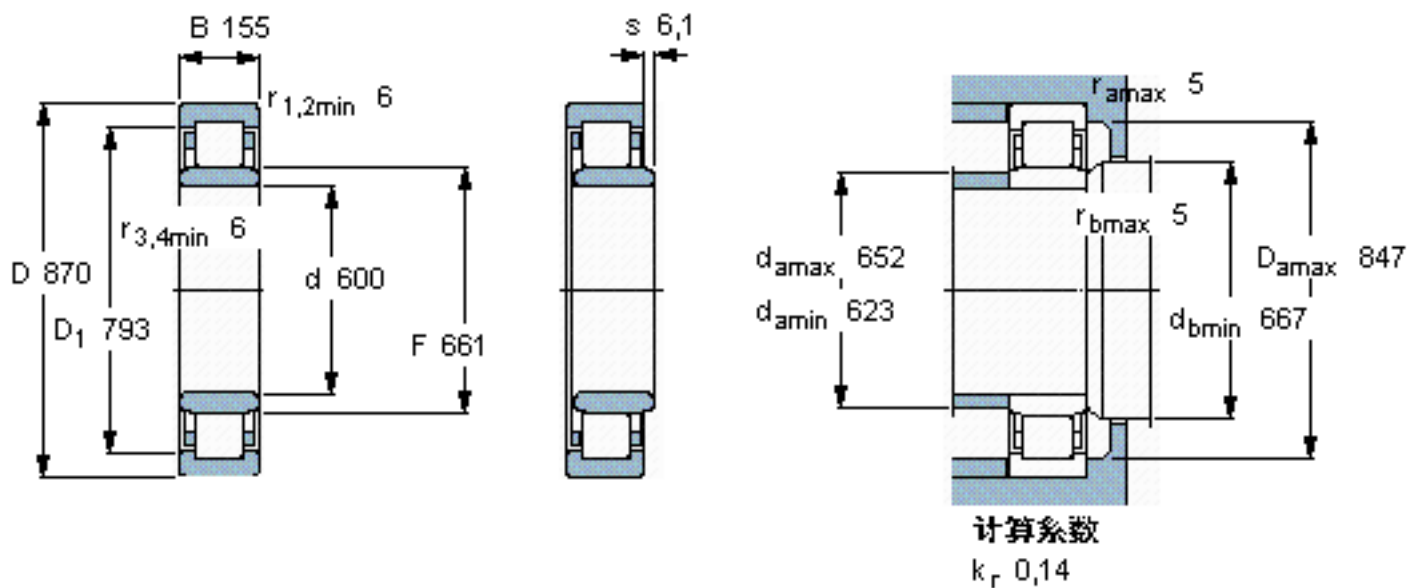


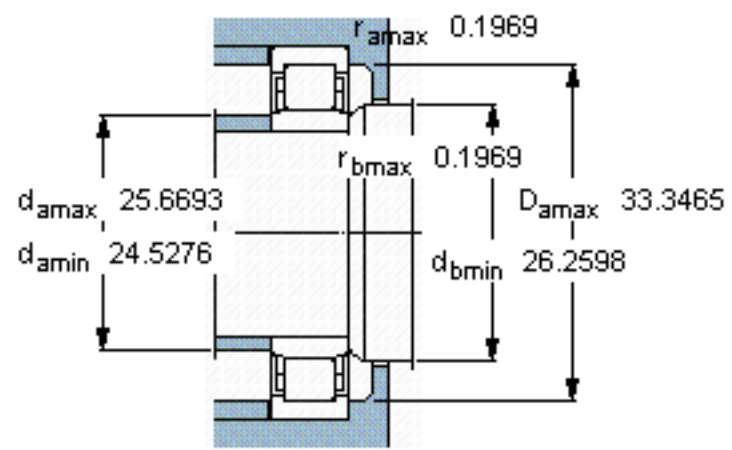
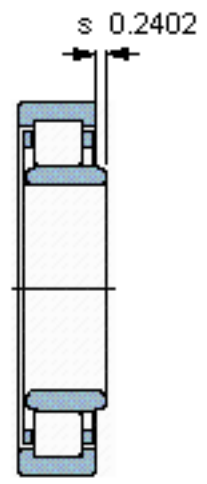
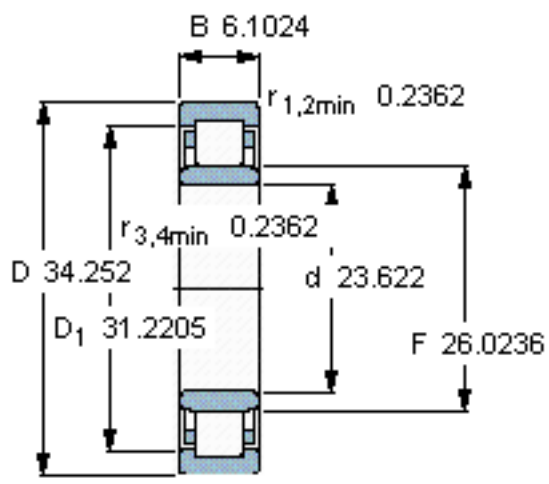
SKF NU 20/600 ECMA参数

主要尺寸	d	600	mm	-
	D	870	mm	-
	B	155	mm	-
基本额定载荷	C	4180000	N	动载荷
	$C_0$	8000000	N	静载荷
疲劳载荷极限	$P_u$	570000	N	-
额定转速	参考转速	600	r/min	-
	极限转速	900	r/min	-
重量	重量	325000	g	-
型号	* SKF 探索者轴承	NU 20/600 ECMA	-	-
角圈	型号	-	-	-

SKF NU 20/600 ECMA图片



参考资料:<http://www.sozhou.com/p/7c14570e.html>



计算系数  
 $k_r$  0,14